



## *Algona Municipal Utilities*

104 West Call St., P.O. Box 10  
Algona, Iowa 50511-0010  
Email: [amu@netamu.com](mailto:amu@netamu.com)

Telephone (515) 295-3584  
Fax (515) 295-3364  
Web: [www.netamu.com](http://www.netamu.com)

April 15, 2020

To: Algona Area Farmers, Contractors, Landowners and Lending Institutions

From: John Bilsten, General Manager, Algona Municipal Utilities

RE: Grain Bin Safety

In compliance with the Iowa Utilities Division ruling for the public information campaign on grain bin locations and hazards [IAC (199-25.2(3)a)]; we are sending you a brochure titled, "Guidelines for Grain Bin Safety." If you have questions, please give our office a call. Thank you.

"COMMUNITY OWNED FOR COMMUNITY BENEFIT"

## Thinking About Building A Grain Bin?

If you're planning to build or move a grain bin, either on your property or for someone else, you need to become familiar with Iowa's law on required distances from overhead electric lines. This law was put in place to provide protection from the hazard of contacting overhead electric lines to anyone working around grain bins with augers, elevators, or other equipment.

The drawings inside this brochure show the specific clearance requirements related to permanently installed augers and portable augers. There must be at least 18 feet between the top of any grain bin and any overhead electric lines. These distances were developed by the American National Standards Institute. Figure 232.4(b) can be found in the 2017 Edition National Electrical Safety Code (NEC.)

As your electric service provider, Algona Municipal Utilities is responsible for ensuring that these specifications are met. In fact, in any situation where minimum clearance requirements are not observed, AMU may refuse electric service.

So if a new grain bin is on your lists of projects, please give AMU a call at (515) 295-3584. We will work with you in developing a site plan for your project.

### Algona Municipal Utilities Your Community Owned Electric Utility

104 West Call Street

P.O. Box 10

Algona, Iowa 50511

Phone: 295-3584

Fax: 295-3364

Email: [amu@netamu.com](mailto:amu@netamu.com)

Web: [www.netamu.com](http://www.netamu.com)

## Look Up and Live!

At work or play, stay safe outdoors when electricity is around. Here are some tips to keep you safe:

### 1. Keep clear of power lines.

When working underneath power lines, use wooden or fiberglass ladders instead of metal.

Never place a ladder where it can fall into a power line.

When carrying ladders, augers or other tools, look up to make sure contact with overhead lines is avoided.

### 2. Never try to move an electric line.

Don't attempt to raise or move power lines. Call Algona Municipal Utilities for assistance.

If you come across a downed power line, call AMU immediately at our 24-hour number -- (515) 295-3584. Do not go near it!

### 3. Check out your electrical equipment.

Keep all electrical appliances a safe distance away from water.

Power tools should be properly grounded. Use only heavy duty extension cords rated specifically for outdoor use.

Make sure all outdoor electrical outlets have ground-fault circuit-interrupter protection and weatherproof covers.


### 4. If you are driving a tractor or other vehicle that comes in contact with an electric line:

Try to back away from the line.

If you're unable to back away, stay on the tractor or in your vehicle! Have someone call AMU to de-energize the line.

If you must leave the tractor or vehicle, jump clear -- putting both feet forward at once with arms extended out in front of you -- and avoid any contact with the ground and the vehicle at the same time.

[Rev. September 2017]



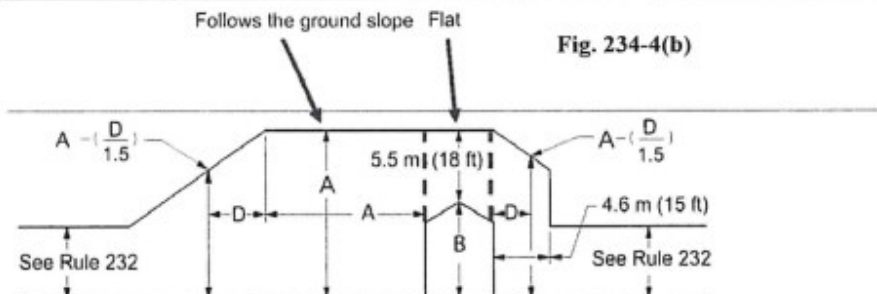
## Guidelines for Grain Bin Safety



Algona Municipal Utilities  
Your Community Owned Electric  
Utility

*We're your partner in farm safety!*

# OUR #1 PRIORITY . . . Providing You with Safe and Reliable Electric Service!

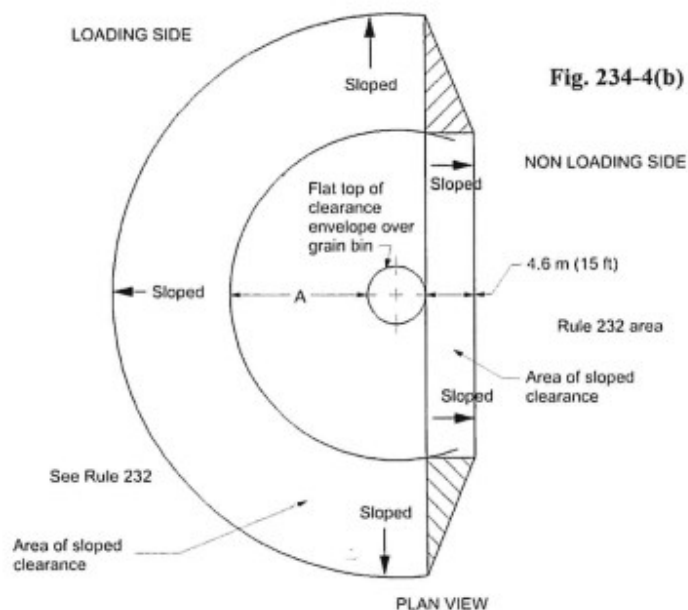


B = Height of highest filling or probing port on grain bin  
 A = B + 5.5 m (18 ft)  
 D = Variable horizontal dimension

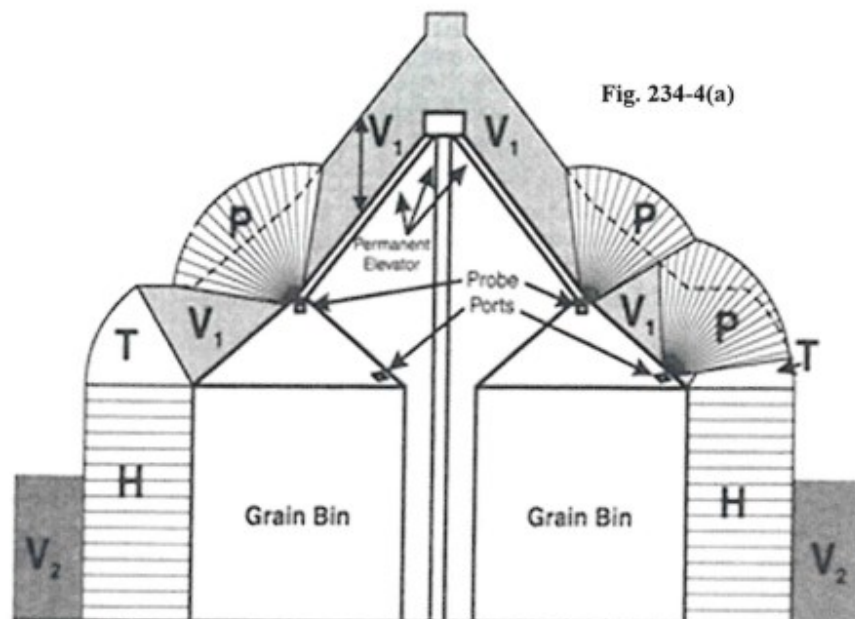
**ELEVATION**

In the area of sloped clearance, the vertical clearance is reduced by 300 mm (1 ft) for each additional 450 mm (1.5 ft) of horizontal distance from the grain bin.

**Figs. 234-4(b) Clearance Envelope for Grain Bins Filled by Portable Augers, Conveyors, or Elevators.**



**Fig. 234-4(b)**



**Fig. 234-4(a) -- Clearance Envelope for Grain Bins Filled by Permanently Installed Augers, Conveyors, or Elevators**  
**P = probe clearance 5.5m (18 ft.)**  
**H = horizontal clearance 4.6m (15 ft.)**  
**T = transition clearance**  
**V1 = vertical clearance above a building required by Rule 234C (Table 234-1)**  
**V2 = vertical clearance above land required by Rule 232B (Table 232-1 or 232-2)**

## Grain Bin Clearance Guidelines

Source: The 2017 Edition National Electrical Safety Code (NESC)  
 and the American National Standards Institute (ANSI C2-2017)